



SERIES
108

series 108

The contrast of square mitred detailing and rounded features gives this collection a subtle but strong presence.







Towel ring



series 108



Double hook





10801A/B/C
SINGLE TOWEL RAIL 45CM/60CM/80CM
45CM: W:51 D:7 H:8 CM
60CM: W:66 D:7 H:8 CM
80CM: W:86 D:7 H:8 CM

10802A
DOUBLE TOWEL RAIL 60CM
W:86 D:15 H:8 CM



10811A
TUMBLER HOLDER
WITH GLASS TUMBLER
W:7 D:10 H:10 CM

10815A
SOAP DISH HOLDER
WITH GLASS DISH
W:11 D:13 H:8 CM



10821A
SOAP DISPENSER
WITH GLASS AND PUMP
W 7 D 13 H 15 CM

10816A
DOUBLE TUMBLER HOLDER
WITH GLASS TUMBLERS
W 17 D 19 H 10 CM

10829C
SPARE SOAP DISPENSER
WITH GLASS AND PUMP
W 7 D 9 H 14 CM

10813A
TABLETOP TUMBLER HOLDER
WITH GLASS TUMBLER
Ø 7 H 10 CM

10817A
TABLETOP SOAP DISH HOLDER
WITH GLASS DISH
Ø 11 H 6 CM

10828B
TABLETOP SOAP DISPENSER
WITH GLASS AND PUMP
W 7 D 9 H 15 CM



NO DRILLING
GLUE OPTION AVAILABLE



10808E
SWIVEL TOWEL RAIL
W 6 D 40 H 9 CM



10801A
TOWEL HOOK
W 4 D 4 H 4 CM



10809A
TOWEL HOLDER TELESCOPIC 33-53CM
W 6 D 33-53 H 6 CM



10832A
DOUBLE HOOK
W 6 D 5 H 6 CM



1003AA
TOWEL RING, SWING RING
W 21 D 6 H 18 CM

10043X
TOILET ROLL HOLDER
WITHOUT COVER
W 14 D 6 H 11 CM

10066A
SPARE TOILET ROLL HOLDER
W 15 D 9 H 8 CM

1001BB
TOWEL RING, FIXED RING
W 22 D 7 H 24 CM

10041X
TOILET ROLL HOLDER WITH COVER
W 14 D 8 H 13 CM

10047A
DOUBLE TOILET ROLL HOLDER
W 22 D 9 H 8 CM

 NO DRILLING
GLUE OPTION AVAILABLE



10851A
GLASS SHELF WITH RAIL
W.50 D.12 H.8 CM

10856A
GRAB BAR
W.36 D.8 H.6 CM



10885A
WALL MOUNTED
METAL SOAP DISPENSER
W.6 D.10 H.16 CM



10886A
SOAP BASKET
W.21 D.15 H.8 CM



10825A
TOILET BRUSH HOLDER
WITH GLASS AND BRUSH
W.10 D.13 H.37 CM



70127
FREESTANDING TOILET BRUSH SET
WITH GLASS AND BRUSH
Ø10 H.40 CM



71081
FREESTANDING
DOUBLE TOWEL HOLDER
W.25 D.39 H.79 CM



NO DRILLING
GLUE OPTION AVAILABLE



10803A
TOWEL RACK 60CM
W 66 D 20 H 8 CM

10803B
TOWEL RACK WITH HANGING RAIL 60CM
W 66 D 20 H 12 CM



10801A-20-00
NO DRILLING(GLUE) FIXING SET, INCLUDING
ONE GLUE SET + 2 SOLID FIXING PLATES
SUITABLE FOR SERIES 100



Available at :

BATHWORLD

Premium Bathroom Fittings & Spas

541a Balestier Road Singapore 329863


532 Balestier Road Singapore 329859

tel : 6352 2202 / 6355 0055 fax : 6352 2272

enquiry@bathworld.net

www.bathworld.net

SERIES
113



series 113



The square lines of this collection makes a strong design statement which is softened by the use of gentle curves and frosted glass.







11311A
TUMBLER HOLDER
WITH GLASS TUMBLER
W.7 D.10 H.10 CM

11315A
SOAP DISH HOLDER
WITH GLASS DISH
W.12 D.13 H.5 CM

11321A
SOAP DISPENSER
WITH GLASS AND PUMP
W.7 D.10 H.16 CM

11313A
TABLETOP TUMBLER HOLDER
WITH GLASS TUMBLER
W.7 D.7 H.10 CM

11317A
TABLETOP SOAP DISH HOLDER
WITH GLASS DISH
W.12 D.12 H.6 CM

11323A
TABLETOP SOAP DISPENSER
WITH GLASS AND PUMP
W.7 D.9 H.16 CM



11301A/B
SINGLE TOWEL RAIL 60CM/80CM
60CM : W.65 D.6 H.3 CM

11332A
DOUBLE HOOK
W.8 D.3 H.3 CM

11358A
GRAB BAR
W.40 D.6 H.3 CM

11338A
TOWEL RING
W.20 D.11 H.3 CM



11343A
TOILET ROLL HOLDER
WITHOUT COVER
W.13 D.10 H.3 CM

11348A
SPARE TOILET ROLL HOLDER
W.18 D.6 H.3 CM

11341A
TOILET ROLL HOLDER WITH COVER
W.13 D.16 H.6CM

11347A
DOUBLE TOILET ROLL HOLDER
W.31 D.6 H.3 CM

11373A/B
TISSUE BOX HOLDER
A : W.14 D.13 H.6 CM
B : W.16 D.15 H.6 CM



11351A
GLASS SHELF
W.60 D.11.H.3 CM

11380A
SOAP BASKET
W.14 D.12 H.3 CM

11308A
SWIVEL TOWEL RAIL
W.5 D.37 H.3 CM

11350B
SOAP BASKET
W.25 D.14 H.3 CM



11303A
TOWEL RACK 60CM
W.65 D.25 H.3 CM

11303B
TOWEL RACK WITH HANGING RAIL 60CM
W.65 D.25 H.11 CM



11325A
TOILET BRUSH HOLDER
WITH GLASS AND BRUSH
W.10 D.12 H.38 CM




11327A
FREESTANDING TOILET BRUSH HOLDER
WITH GLASS AND BRUSH
W.10 D.10 H.55 CM



11371A
FREESTANDING TOILET BRUSH SET
W.8 D.8 H.40 CM



11372B
WALL MOUNTED TOILET BRUSH SET
WITH PLASTIC INSERT
REMOVABLE FIXING
LIFT & CLEAN™
W.8 D.9 H.40 CM



70381
FREESTANDING
DOUBLE TOWEL HOLDER
W.15 D.35 H.60 CM




70481
FREESTANDING TOILET ROLL
AND BRUSH HOLDER
W.15 D.25 H 68 CM

QUALITY · PRODUCTIVITY · FLEXIBILITY



SERIES

280



series 280



Clean stylish lines represent
the ultimate in modern design
and functionality

series 280

Double hook





series 280

Towel ring









Toilet roll holder with cover

series 280

Glass shelf & grab bar









28001A/B
SINGLE TOWEL RAIL 60CM/80CM
60CM : W.67 D.7 H.2 CM
80CM : W.87 D.7 H.2 CM

28051A/B/C
GLASS SHELF 60CM/45CM/30CM
60CM : W.60 D.13 H.2 CM
45CM : W.45 D.13 H.2 CM
30CM : W.30 D.13 H.2 CM

28038A
TOWEL RING
W.20 D.4 H.10 CM



28011A
TUMBLER HOLDER
WITH GLASS TUMBLER
W.7 D.10 H.12 CM

28015A
SOAP DISH HOLDER
WITH ROUND GLASS DISH
W.11 D.12 H.4 CM

28021A
SOAP DISPENSER
WITH GLASS AND PUMP
W.7 D.11 H.17 CM

28011B
TUMBLER HOLDER
WITH GLASS TUMBLER
W.7 D.10 H.13 CM

28015B
SOAP DISH HOLDER
WITH ELONGATED GLASS DISH
W.18 D.10 H.3 CM

28021B
SOAP DISPENSER
WITH GLASS AND PUMP
W.7 D.11 H.18 CM



28019A
DOUBLE TUMBLER HOLDER
WITH GLASS TUMBLERS
W.17 D.10 H.12 CM



28013A
TABLETOP TUMBLER HOLDER
WITH GLASS TUMBLER
Ø7 H.13 CM



28023A
TABLETOP SOAP DISPENSER
WITH GLASS AND PUMP
W.7 D.8 H.18 CM



23017A
TABLETOP SOAP DISH HOLDER
WITH ELONGATED GLASS DISH
W.18 D.8 H.3 CM



23017B
TABLETOP GLASS DISH HOLDER
WITH GLASS DISH
W.20 D.8 H.4 CM



23017C
TABLETOP SOAP DISH HOLDER
WITH ROUND GLASS DISH
Ø11 H.4 CM



28008A/B
SWIVEL TOWEL RAIL 35CM/45CM
35CM : W.6 D.35 H.2 M
45CM : W.6 D.45 H.2 CM

28003A
TOWEL RACK 60CM
W.62 D.25 H.15 CM

28041A
TOILET ROLL HOLDER WITH COVER
W.13 D.4 H. 12 CM

28043A
TOILET ROLL HOLDER
WITHOUT COVER
W.13 D.4 H.10 CM



70131A
TOWEL HOOK
W.2 D.3 H.2 CM

28032A
DOUBLE HOOK
W.7 D.4 H.2 CM

28034A
QUADRUPLE HOOK
W.17 D.4 H.2 CM

28043B
TOILET ROLL HOLDER
WITHOUT COVER
W.19 D.7 H.3 CM

28047A
DOUBLE TOILET ROLL HOLDER
W.29 D.7 H.3 CM

28048A
SPARE TOILET ROLL HOLDER
W.15 D.9 H.6 CM



28056A
GRAB BAR, STRAIGHT
W.30 D.8 H.3 CM

28060A
SOAP BASKET
W.14 D.12 H.3 CM

28056B
GRAB BAR, ANGLED
W.37 D.8 H.17 CM

28060B
SOAP BASKET
W.25 D.14 H.3 CM

Available at :

BATHWORLD

P r e m i u m B a t h r o o m F i t t i n g s & S p a s

541a balestier road Singapore 329863
532 balestier road Singapore 329859
tel : 6352 2202 / 6355 0055 fax : 6352 2272
enquiry@bathworld.net

www.bathworld.net